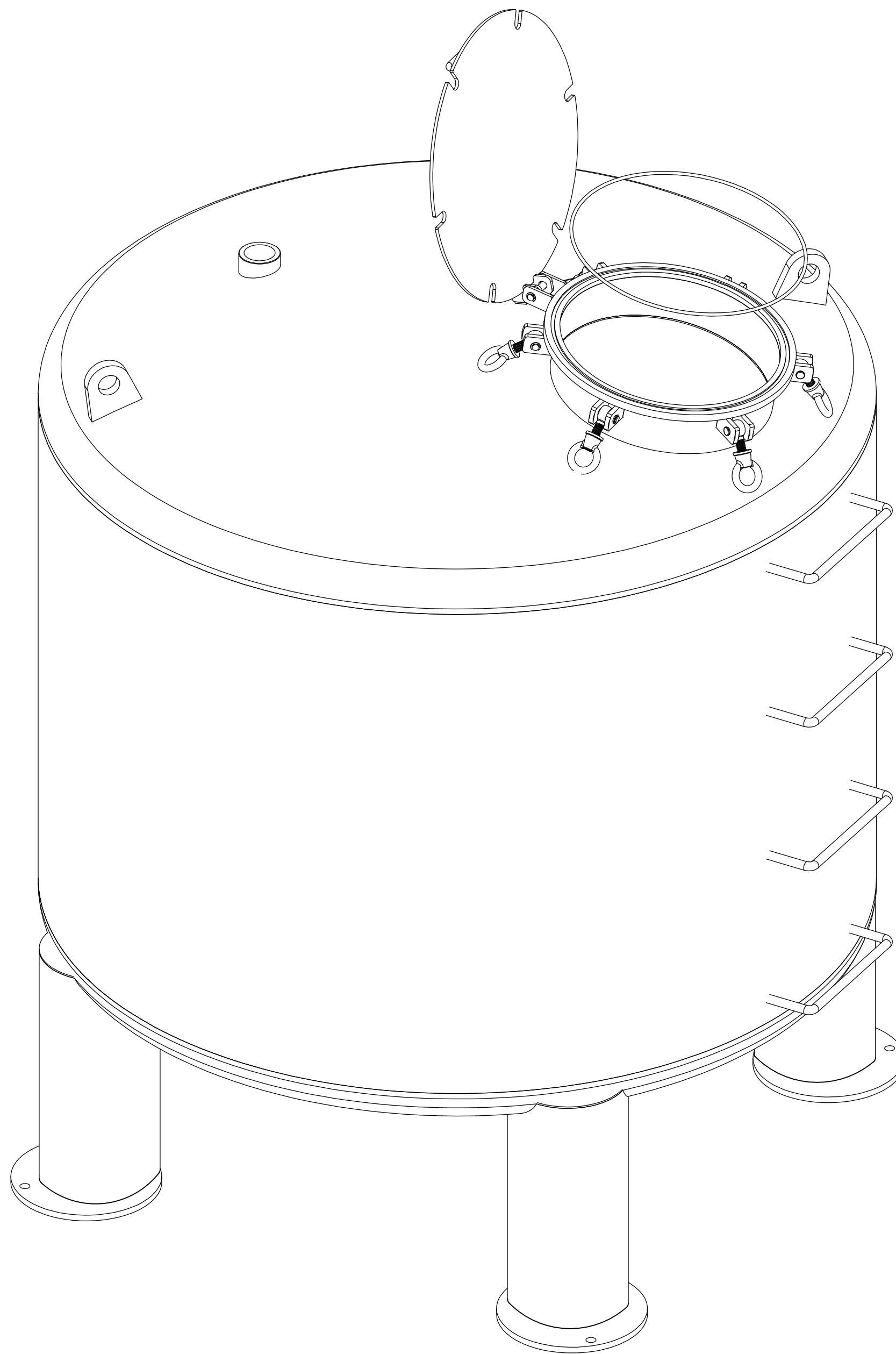
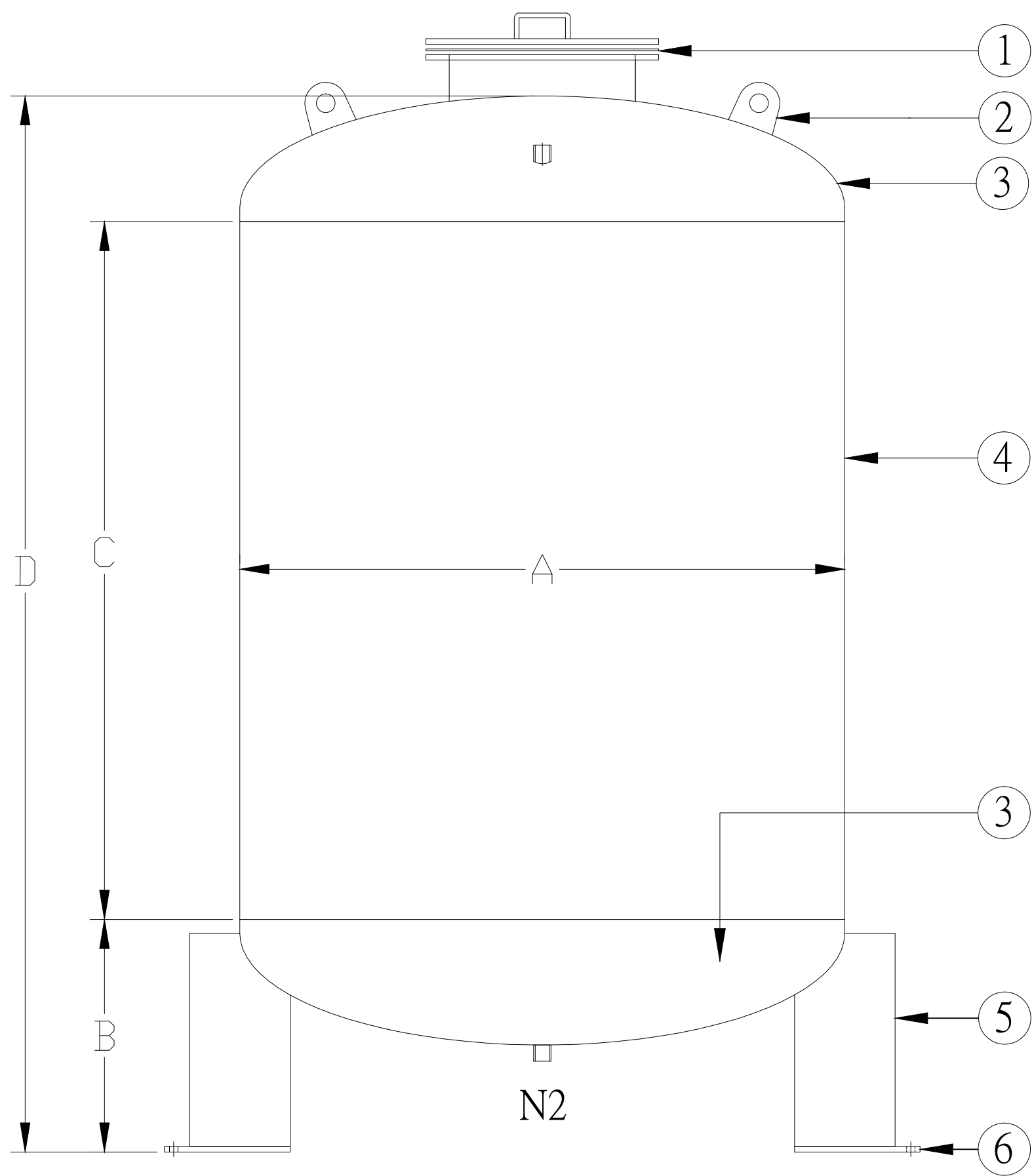
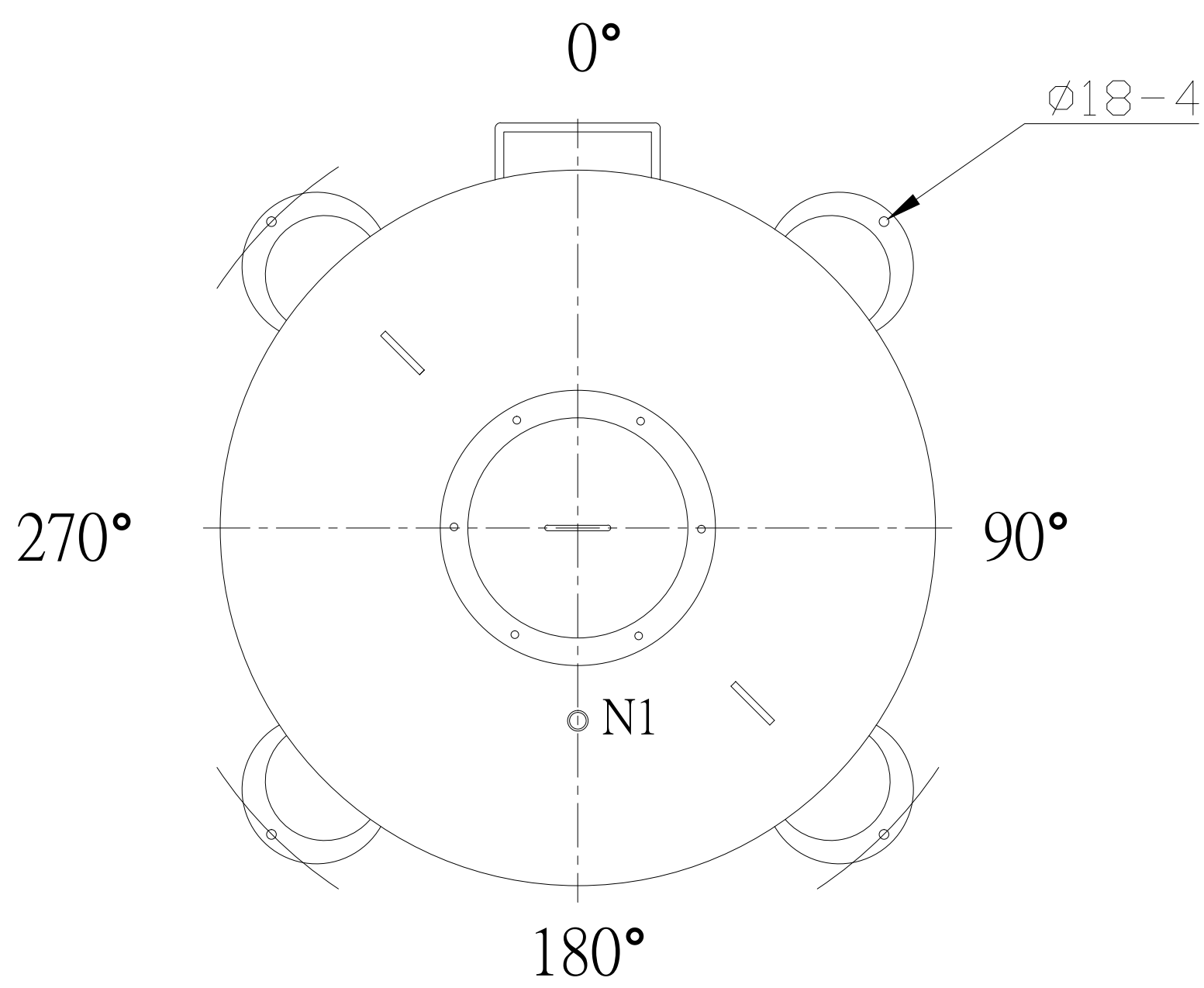




# G SERIES >>> 儲水桶

## Water Tank



... 設計壓力 ... 0~2kg/cm<sup>2</sup>  
 Design P.  
 ... 設計溫度 ... 40°C  
 Design T.

NO.	名稱 Description
1	人孔 Manhole
2	吊耳 Lug
3	端版 Bottom cover
4	桶體 Shell
5	腳架 Support Leg
6	腳墊板 Leg base plate

型式 MODEL	A m/m	B m/m	C m/m	D m/m	N1 Vent	N2 Drain	重量 WEIGHT	容量 VOLUME
G5	φ762	450	1100	1680	1/2"PT-F	2"PT-F	215Kg	500L
G10	φ970	450	1400	2010	1/2"PT-F	2"PT-F	270Kg	1000L
G15	φ1200	500	1300	1945	1/2"PT-F	2"PT-F	295Kg	1500L
G20	φ1300	500	1500	2165	1/2"PT-F	2"PT-F	315Kg	2000L
G25	φ1500	500	1500	2200	2"PT-F	2"PT-F	405Kg	2500L
G30	φ1500	500	1800	2500	2"PT-F	2"PT-F	450Kg	3000L
G35	φ1500	500	2000	2700	2"PT-F	2"PT-F	480Kg	3500L
G40	φ1500	500	2300	3000	2"PT-F	2"PT-F	520Kg	4000L
G45	φ1500	500	2600	3300	2"PT-F	2"PT-F	565Kg	4500L
G50	φ1500	500	2800	3500	2"PT-F	2"PT-F	595Kg	5000L